






Hardware

How Do I Adjust the Audio Balance On The Computer?

Hover over the  to see a preview of the screenshot, click on it to see full size.

1. Right-click on the speaker icon in the system tray. (lower right corner of screen) 
2. Click "Playback devices" to open the **Sound Options** window. 
3. Click on the audio device you wish to adjust, and choose "Properties" (Screenshot is showing the default computer speakers). 
4. From the **device propeties** window, click the Levels Tab 
 - Click Balance, and adjust the Left & right volumes as necessary.
 - Click OK to close the **Balance** window.
5. Click OK to close the **device Properties** window.

Unique solution ID: #1039

Author: Kevin Squire

Last update: 2015-07-10 10:52